



# GRADE 2 WEEKLY NEWSLETTER

## KINDERGARTEN TRINITY COLLEGE, KANDY

Issue: 06

Date: 25 July 2021

[www.trinitycollege.lk](http://www.trinitycollege.lk)

## About us

The kindergarten lays the foundation for the rest of a student's school career and plays a vital role in his all-round development.

In Grade 2, children are taught reading and writing skills, mathematics, religion and other creativity-based subjects such as dancing and rhythmic, handwork, art, singing, IT and most importantly, social skills.

Producing weekly newsletters is a new project in Grade 2, with the goal of highlighting its weekly activities and appreciating the effort of students and teachers.

## Our Message

### Communication Equipment

This week the students were asked to make an item of 'communication equipment'. They were given the responsibility to choose the design, construction methods and other choices. And a 'brainstorming' session was held to help them to start things off: discussing what they wanted to make, equipment they would need and how they will make it. At the end of the session the students made sketch or a template of their proposed design.

## In this issue

Here's what some of the the teachers & students said while doing the Hand work:

**Meth Wickramasingha** – 2E loved the project. But was so upset that the TV he was making, didn't work properly. 😞

**Ahamad Haseef** – 2E was impatient to complete his laptop. He liked it very much.

**Thenush Gunathilake** - 2B "This is my mobile. I used a paint box, blue paper, glue and platignum to make this. I'm using my phone to chat with my Akki 🗣️ and also to take some photos".

**Shanuka Siriwardana** - 2B - "I made a Tablet using regiform, plastic keys, an x-ray sheet, and glue to make this communication device. I'm using it to do online learning, find information and also to watch cartoons & play games". 🗣️






**Savean Premadasa** –2C "I decided to make a radio as it is very easy to make". 🗣️

**Danula Senarathna** - 2C "I am really enjoying doing this teacher". 😊

Handwork from Grade 2 A – “We used recycled items to create this craft and we made a lot of use of it also felt very happy while creating this craft and enjoyed it a lot”



# Handwork from Grade 2 B



## Handwork from Grade 2 C



## Handwork from Grade 2 D




Lakira




Nehan



Savinu




Thamindu



Kenul



Tavish




Dulmeth



Nevaan



Yovindu



Yaqub



Thivnesh



Sasath



Idush



Sashen



Jaiwanth



# Handwork from grade 2 E



METH



YENUL



SENIRU B.



HASEEF



DEENATH



KESHAWN



DINAN



SENUL



SITHIKA



RIYON



DULAYANTHA



KAVIN




YAHYA



NETHUKA



JERUSHA



NISAL



MINUDA



SANDINU



SHENOL